


Read and Draw!

Step-by-Step Directions

CVC
Read and Draw

Name: Vaida

1. I see a brown log.
2. A black cat sits on the brown log.
3. A big, yellow sun is hot.
4. A fox runs up to the cat.
5. The fox hands the cat a box.



Directions: Write a matching story.

The fox has a box. What
box? The box is f

Read and Draw!





This packet is designed to offer an engaging and FUN way to practice fluency and step-by-step direction skills! The students will follow the reading passage step-by-step oral directions to complete the sheet.

The students will focus on phonics skills (CVC, CVCE, blends, and digraphs) while mastering reading fluency as well. The packet includes 100 step-by-step story sheets. The sheets are each designed to maximize student engagement and offer a chance for students to show their ability to follow step-by-step directions. After they read and draw, the students will write a matching story to correspond with the picture.

There are three options for using the Read and Draw stories. **Option 1:** Students read the story and illustrate a matching picture. (Alternative: Teacher reads the story.) **Option 2:** Students read the story, illustrate a matching picture, and write matching story. **Option 3:** Students read the story, illustrate a matching picture, and write a matching story on the full sheet of writing lines.

If you have additional questions as always, feel free to email me at littlemindsatworkllc@gmail.com, follow me on [Facebook](#), or visit my blog, [Little Minds at Work](#).

Click below to access each skill level.



Name: _____

CVC
Read and Draw

1. I see a brown log.
2. A black cat sits on the brown log.
3. A big, yellow sun is hot.
4. A fox runs up to the cat.
5. The fox hands the cat a box.

Name: _____

CVC
Read and Draw

1. I see a big bed.
2. Tom sits on his bed.
3. His brown dog got on the bed.
4. Tom has a bat under the bed.
5. Tom has a red rug.

Name:

CVC
Read and Draw

1. Rob has a black pot.
2. The pot has a ham and cob in it.
3. The lid is not on the top of the pot.
4. A big bug gets in the pot.
5. Rob is mad.

Name: _____

CVC
Read and Draw

1. I can see a big den.
2. I can see a cub by the den.
3. I can not see the sun.
4. I can see a pup in it.
5. The pup is by its mom.

Name: _____

CVC
Read and Draw

1. Nat can see the brown ram.
2. The ram is in the mud.
3. The ram has on a hat.
4. The ram has a bag.
5. Nat can pat the ram.

Name: _____

CVC
Read and Draw

1. I have a pal Meg.
2. Meg has on a wig.
3. Meg has a dog.
4. We see a red van.
5. We see a cab.

Name: _____

CVC
Read and Draw

1. I see a van.
2. A man is in the van.
3. The van has black rims.
4. The man has a big hat on.
5. The van will go to the brown hut.

Name: _____

CVC
Read and Draw

1. I can see a web.
2. The web is on the bin.
3. I can see a bug in the web.
4. I see a bat by the web.
5. I see a cat by the web.

Name: _____

CVC
Read and Draw

1. Jim is on a green cot.
2. He has on a red hat.
3. Jim can see the hot, yellow sun.
4. Jim has a blue fan.
5. He has a tan, too.

Name: _____

CVC
Read and Draw

1. Tom is at a pit.
2. The pit is big and wet.
3. Tom can see a gray fin in the pit.
4. Tom has a red rod.
5. He can put his rod in the pit.

Name: _____

CVC
Read and Draw

1. Jan sees the big sun.
2. Jan has a pet hen.
3. Jan has a pet hog, too.
4. Jan fed the hen and the hog cobs.
5. Jas has on a red hat.

Name: _____

CVC
Read and Draw

1. I can see Dan.
2. Dan has on a black tux.
3. He met up with Meg.
4. Meg is in white.
5. Dan will wed Meg.

Name: _____

CVC
Read and Draw

1. Cam has a big, brown bag.
2. The bag is on a yellow rug.
3. Cam sat on the rug by the bag.
4. Cam put his gum in the bag.
5. His jet can not fit in the bag.

Name: _____

CVC
Read and Draw

1. I see a dot on the mat.
2. I am sad.
3. I will get the mop.
4. I see Jan.
5. Jan has a fan.

Name: _____

CVC
Read and Draw

1. The hot, yellow sun is up.
2. I will play with my pal.
3. My pal has on a hat.
4. We see a red van.
5. The van is in a rut.

Name:

CVC
Read and Draw

1. I see the big van.
2. The van is under the hot sun.
3. A dad comes to the van.
4. The dad has on a hat.
5. The dad has a pup.

Name: _____

CVC
Read and Draw

1. I see a big rug.
2. I see a bed on the big rug.
3. The bed has a rat on it.
4. The mom sees the rat.
5. The mom has a net.

Name:

CVC
Read and Draw

1. Ron has a map.
2. Ron sees a big pit.
3. Ron sees a man.
4. The man has a map.
5. Rob will sob.

Name: _____

CVC
Read and Draw

1. I can see a dog.
2. The dog can dig in the mud.
3. I can see the dog wag.
4. A nut is in the mud.
5. A bug is in the mud.

Name: _____

CVC
Read and Draw

1. Jim has on a hat.
2. Jim sees the fog.
3. Jim cannot see his red van.
4. Jim sees his dog.
5. The dog will yap, yap, yap.

Name: _____

CVC
Read and Draw

1. Liz is sad.
2. Liz has a pet cat.
3. The cat has a bad leg.
4. Liz sees the bus.
5. The bus will get the cat to the vet.

Name: _____

CVC
Read and Draw

1. Ted is a kid.
2. He has a mug.
3. He has a box.
4. Ted sees a big jet.
5. The big jet is by the hot sun.

Name: _____

CVC
Read and Draw

1. My pal is sad.
2. He can not fix his sub.
3. He can see the kit to fix it.
4. The kit is at the top.
5. His dad can get to the kit.

Name: _____

CVC
Read and Draw

1. I can see a cat.
2. The cat is under the sun.
3. The cat is by a log.
4. The cat can see the fox by the log.
5. The fox has a nut.

Name: _____

CVC
Read and Draw

1. I can see my mom.
2. My mom has a big pan.
3. The pan is so hot.
4. I can see ham and jam in the pan.
5. A can is by the pan.

Name: _____

CVC
Read and Draw

1. I see a brown log.
2. A black cat sits on the brown log.
3. A big, yellow sun is hot.
4. A fox runs up to the cat.
5. The fox hands the cat a box.



Directions: Write a matching story.

Four sets of primary writing lines, each consisting of a solid top line, a dashed middle line, and a solid bottom line, for writing a story.

Name: _____

CVC
Read and Draw

1. I see a big bed.
2. Tom sits on his bed.
3. His brown dog got on the bed.
4. Tom has a bat under the bed.
5. Tom has a red rug.



Directions: Write a matching story.

Four sets of primary writing lines, each consisting of a solid top line, a dashed middle line, and a solid bottom line, providing space for the student to write a story.

Name: _____

CVC
Read and Draw

1. Rob has a black pot.
2. The pot has a ham and cob in it.
3. The lid is not on the top of the pot.
4. A big bug gets in the pot.
5. Rob is mad.



Directions: Write a matching story.

Four sets of primary writing lines, each consisting of a solid top line, a dashed middle line, and a solid bottom line, for writing a story.

Name: _____

CVC
Read and Draw

1. I can see a big den.
2. I can see a cub by the den.
3. I can not see the sun.
4. I can see a pup in it.
5. The pup is by its mom.




Directions: Write a matching story.

Four sets of primary writing lines, each consisting of a solid top line, a dashed middle line, and a solid bottom line, for writing a story.

Name: _____

CVC
Read and Draw

1. Nat can see the brown ram.
2. The ram is in the mud.
3. The ram has on a hat.
4. The ram has a bag.
5. Nat can pat the ram.



Directions: Write a matching story.

Four sets of primary writing lines, each consisting of a solid top line, a dashed middle line, and a solid bottom line, for writing a story.

Name: _____

CVC
Read and Draw

1. I have a pal Meg.
2. Meg has on a wig.
3. Meg has a dog.
4. We see a red van.
5. We see a cab.



Directions: Write a matching story.

Four sets of primary writing lines, each consisting of a solid top line, a dashed middle line, and a solid bottom line, providing space for the student to write a story.

Name: _____

CVC
Read and Draw

1. I see a van.
2. A man is in the van.
3. The van has black rims.
4. The man has a big hat on.
5. The van will go to the brown hut.



Directions: Write a matching story.

Four sets of primary writing lines, each consisting of a solid top line, a dashed middle line, and a solid bottom line, for writing a story.

Name: _____

CVC
Read and Draw

1. I can see a web.
2. The web is on the bin.
3. I can see a bug in the web.
4. I see a bat by the web.
5. I see a cat by the web.



Directions: Write a matching story.

Four sets of primary writing lines, each consisting of a solid top line, a dashed middle line, and a solid bottom line, for writing a story.

Name: _____

CVC
Read and Draw

1. Jim is on a green cot.
2. He has on a red hat.
3. Jim can see the hot, yellow sun.
4. Jim has a blue fan.
5. He has a tan, too.



Directions: Write a matching story.

Four sets of primary writing lines, each consisting of a solid top line, a dashed middle line, and a solid bottom line, for writing a story.

Name: _____

CVC
Read and Draw

1. Tom is at a pit.
2. The pit is big and wet.
3. Tom can see a gray fin in the pit.
4. Tom has a red rod.
5. He can put his rod in the pit.



Directions: Write a matching story.

Four sets of primary writing lines, each consisting of a solid top line, a dashed middle line, and a solid bottom line, for writing a story.

Name: _____

CVC
Read and Draw

1. Jan sees the big sun.
2. Jan has a pet hen.
3. Jan has a pet hog, too.
4. Jan fed the hen and the hog cobs.
5. Jas has on a red hat.



Directions: Write a matching story.

Four sets of primary writing lines, each consisting of a solid top line, a dashed middle line, and a solid bottom line, for writing a story.

Name: _____

CVC
Read and Draw

1. I can see Dan.
2. Dan has on a black tux.
3. He met up with Meg.
4. Meg is in white.
5. Dan will wed Meg.




Directions: Write a matching story.

Four sets of primary writing lines, each consisting of a solid top line, a dashed middle line, and a solid bottom line, for writing a story.

Name: _____

CVC
Read and Draw

1. Cam has a big, brown bag.
2. The bag is on a yellow rug.
3. Cam sat on the rug by the bag.
4. Cam put his gum in the bag.
5. His jet can not fit in the bag.



Directions: Write a matching story.

Four sets of primary writing lines, each consisting of a solid top line, a dashed middle line, and a solid bottom line.

Name: _____

CVC
Read and Draw

1. I see a dot on the mat.
2. I am sad.
3. I will get the mop.
4. I see Jan.
5. Jan has a fan.



Directions: Write a matching story.

Four sets of primary writing lines, each consisting of a solid top line, a dashed middle line, and a solid bottom line, for writing a story.

Name: _____

CVC
Read and Draw

1. The hot, yellow sun is up.
2. I will play with my pal.
3. My pal has on a hat.
4. We see a red van.
5. The van is in a rut.



Directions: Write a matching story.

Four sets of primary writing lines, each consisting of a solid top line, a dashed middle line, and a solid bottom line, for writing a story.

Name: _____

CVC
Read and Draw

1. I see the big van.
2. The van is under the hot sun.
3. A dad comes to the van.
4. The dad has on a hat.
5. The dad has a pup.



Directions: Write a matching story.

Four sets of primary writing lines, each consisting of a solid top line, a dashed middle line, and a solid bottom line, for writing a story.

Name: _____

CVC
Read and Draw

1. I see a big rug.
2. I see a bed on the big rug.
3. The bed has a rat on it.
4. The mom sees the rat.
5. The mom has a net.



Directions: Write a matching story.

Four sets of primary writing lines, each consisting of a solid top line, a dashed middle line, and a solid bottom line.

Name: _____

CVC
Read and Draw

1. Ron has a map.
2. Ron sees a big pit.
3. Ron sees a man.
4. The man has a map.
5. Rob will sob.



Directions: Write a matching story.

Four sets of primary writing lines, each consisting of a solid top line, a dashed middle line, and a solid bottom line, for writing a story.

Name: _____

CVC
Read and Draw

1. I can see a dog.
2. The dog can dig in the mud.
3. I can see the dog wag.
4. A nut is in the mud.
5. A bug is in the mud.



Directions: Write a matching story.

Four sets of primary writing lines, each consisting of a solid top line, a dashed middle line, and a solid bottom line, for writing a story.

Name: _____

CVC
Read and Draw

1. Jim has on a hat.
2. Jim sees the fog.
3. Jim cannot see his red van.
4. Jim sees his dog.
5. The dog will yap, yap, yap.




Directions: Write a matching story.

Four sets of primary writing lines, each consisting of a solid top line, a dashed middle line, and a solid bottom line, for writing a story.

Name: _____

CVC
Read and Draw

1. Liz is sad.
2. Liz has a pet cat.
3. The cat has a bad leg.
4. Liz sees the bus.
5. The bus will get the cat to the vet.



Directions: Write a matching story.

Four sets of primary writing lines, each consisting of a solid top line, a dashed middle line, and a solid bottom line, for writing a story.

Name: _____

CVC
Read and Draw

1. Ted is a kid.
2. He has a mug.
3. He has a box.
4. Ted sees a big jet.
5. The big jet is by the hot sun.



Directions: Write a matching story.

Four sets of primary writing lines, each consisting of a solid top line, a dashed middle line, and a solid bottom line, providing space for the student to write a story.

Name: _____

CVC
Read and Draw

1. My pal is sad.
2. He can not fix his sub.
3. He can see the kit to fix it.
4. The kit is at the top.
5. His dad can get to the kit.



Directions: Write a matching story.

Four sets of primary writing lines, each consisting of a solid top line, a dashed middle line, and a solid bottom line, for writing a story.

Name: _____

CVC
Read and Draw

1. I can see a cat.
2. The cat is under the sun.
3. The cat is by a log.
4. The cat can see the fox by the log.
5. The fox has a nut.



Directions: Write a matching story.

Four sets of primary writing lines, each consisting of a solid top line, a dashed middle line, and a solid bottom line, for writing a story.

Name: _____

CVC
Read and Draw

1. I can see my mom.
2. My mom has a big pan.
3. The pan is so hot.
4. I can see ham and jam in the pan.
5. A can is by the pan.



Directions: Write a matching story.

Four sets of primary writing lines, each consisting of a solid top line, a dashed middle line, and a solid bottom line, for writing a story.

Name: _____

CVC
Read and Draw



Directions: Write a matching story.

Handwriting practice area consisting of 10 sets of horizontal lines. Each set includes a solid top line, a dashed middle line, and a solid bottom line, providing a guide for letter height and placement.

Name:

CVCE

Read and Draw

1. Meg is on a red bike.
2. She can hum a tune on the bike.
3. Tim has a blue bike.
4. Meg and Tim ride under the sun.
5. The sun is in the blue sky.

Name:

CVCE

Read and Draw

1. I can see a blue lake.
2. The lake is by green grass.
3. A big pine is in the grass.
4. A man is in the lake.
5. He is on a yellow tube.

Name:

CVCE
Read and Draw

1. I can see a big, brown hut.
2. The hut is in the tall, green grass.
3. The sun is above the hut.
4. I see a kid that is hot.
5. The kid has a hose.

Name:

CVCE

Read and Draw

1. Dale has a pet mule.
2. The mule is in the green grass.
3. The mule has a brown mane.
4. The mule is by Dale's home.
5. Dale's home has a blue roof.

Name: _____

CVCE

Read and Draw

1. June and Jim are on a rug.
2. The rug is by the fire.
3. Jim has a cake.
4. June has some rice.
5. June and Jim will dine on 9 limes.

Name: _____

CVCE

Read and Draw

1. Len is next to his home.
2. There is a lane by his home.
3. He sees a lime green bus on the lane.
4. The bus stops at the orange cone.
5. The sky is big and blue.

Name:

1. Jen will go on a hike.
2. She will have a bag.
3. The brown mule will hike, too.
4. The mule has a tote on his back.
5. Jen can see the sun rise on the hike.

Name: _____

CVCE

Read and Draw

1. Sam has on a white cap.
2. He has a brown bat.
3. Sam can see the base.
4. Jake is on the base.
5. Jake has on a blue cap.

Name:

1. I can see a big hole.
2. I see green grass around the hole.
3. A pole is in the hole.
4. A brown mole is in it, too.
5. The mole has a snow cone.

Name: _____

CVCE

Read and Draw

1. The man has an orange.
2. He has a job in a zone.
3. The man puts a cone at the zone.
4. A big van is in the zone, too.
5. It has a pic of a cone on it.

Name:

CVCE

Read and Draw

1. Sam can see the cube.
2. The cube is a blue box. It has a lid.
3. Sam can see a white pad.
4. He can see the blue pen by the pad.
5. He can jot his vote on the pad.

Name:

CVCE

Read and Draw

1. Jill woke up in the bed.
2. She can see the yellow sun.
3. Jill can see her cat on the bed, too.
4. The cat has a rope.
5. The rope is brown.

Name:

CVCE

Read and Draw

1. I see two poles.
2. A line goes from pole to pole.
3. A green vine is on the line.
4. I see blue flowers on the vine.
5. There are flowers in a vase, too.

Name:

CVCE
Read and Draw

1. Bip is a brown and gray dog.
2. Bip is under the big, yellow sun.
3. Bip is by a big hole.
4. The hole is in the green grass.
5. The hole has a brown bone in it.

Name:

CVCE

Read and Draw

1. I see a yellow cab.
2. The cab is at a dune.
3. The yellow sun is up.
4. The dune has sand and hot fumes.
5. I see a snake by the cab.

Name:

CVCE

Read and Draw

1. I can see a blue vase.
2. The vase has a red rose.
3. The vase has a pink rose.
4. The vase is on the brown table.
5. The brown table sits on a green rug.

Name:

CVCE

Read and Draw

1. I see a brown table.
2. The table has a blue plate on it.
3. There are grapes on the plate.
4. I see Kate.
5. Kate has grapes in her hand.

Name:

1. Sal can see a cage.
2. A big, tame cat is in the cage.
3. The big cat is brown and yellow.
4. It has a big mane on its face.
5. Sal will wave at the big cat.

Name: _____

CVCE

Read and Draw

1. I see Kate and Nate at a park.
2. It is hot in the big, yellow sun.
3. Kate has a blue kite.
4. Nate has a green kite.
5. The kites fly in the blue sky.

Name:

CVCE

Read and Draw

1. Pat and Peg stand by a gate.
2. The gate is next to a big pine tree.
3. The tree has brown pinecones.
4. The tree is under the yellow sun.
5. A blue bird flies by the sun.

Name: _____

CVCE

Read and Draw

1. Bill stands by a big tree.
2. The tree has red, ripe apples on it.
3. Bill sees a hay bale under the tree.
4. A cute pup is on the hay bale.
5. The cute pup has an apple, too.

Name: _____

CVCE

Read and Draw

1. I can see a dude by the lake.
2. He has a yellow tube.
3. The dude sees a big wave on the lake.
4. The wave is blue.
5. He sees five fish ride the wave.

Name:

CVCE

Read and Draw

1. I see two gray mice.
2. The mice are on a blue rug.
3. The mice have cake.
4. Kate comes in and sees the mice.
5. Kate says, "Save me!"

Name:

1. Jake is by his red bike.
2. Jake sees a plane.
3. The plane is flying by the sun.
4. The plane flies in the blue sky.
5. The plane flies over Jake's home.

Name:

CVCE

Read and Draw

1. Jane is in a cave.
2. The cave is by a lake.
3. Jane is with Pete in the cave.
4. Pete has a rake.
5. Jane has a big pile.

Name: _____

CVCE
Read and Draw

1. Meg is on a red bike.
2. She can hum a tune on the bike.
3. Tim has a blue bike.
4. Meg and Tim ride under the sun.
5. The sun is in the blue sky.




Directions: Write a matching story.

Four sets of primary writing lines, each consisting of a solid top line, a dashed middle line, and a solid bottom line, for writing a story.

Name: _____

CVCE
Read and Draw

1. I can see a blue lake.
2. The lake is by green grass.
3. A big pine is in the grass.
4. A man is in the lake.
5. He is on a yellow tube.



Directions: Write a matching story.

Four sets of primary writing lines, each consisting of a solid top line, a dashed middle line, and a solid bottom line, for writing a story.

Name: _____

CVCE
Read and Draw

1. I can see a big, brown hut.
2. The hut is in the tall, green grass.
3. The sun is above the hut.
4. I see a kid that is hot.
5. The kid has a hose.



Directions: Write a matching story.

Four sets of primary writing lines, each consisting of a solid top line, a dashed middle line, and a solid bottom line, for writing a story.

Name: _____

CVCE
Read and Draw

1. Dale has a pet mule.
2. The mule is in the green grass.
3. The mule has a brown mane.
4. The mule is by Dale's home.
5. Dale's home has a blue roof.



Directions: Write a matching story.

Four sets of primary writing lines, each consisting of a solid top line, a dashed middle line, and a solid bottom line, for writing a story.

Name: _____

CVCE
Read and Draw

1. June and Jim are on a rug.
2. The rug is by the fire.
3. Jim has a cake.
4. June has some rice.
5. June and Jim will dine on 9 limes.



Directions: Write a matching story.

Four sets of primary writing lines, each consisting of a solid top line, a dashed middle line, and a solid bottom line.

Name: _____

CVCE
Read and Draw

1. Len is next to his home.
2. There is a lane by his home.
3. He sees a lime green bus on the lane.
4. The bus stops at the orange cone.
5. The sky is big and blue.



Directions: Write a matching story.

Four sets of primary writing lines, each consisting of a solid top line, a dashed middle line, and a solid bottom line.

Name: _____

CVCE
Read and Draw

1. Jen will go on a hike.
2. She will have a bag.
3. The brown mule will hike, too.
4. The mule has a tote on his back.
5. Jen can see the sun rise on the hike.



Directions: Write a matching story.

Four sets of primary writing lines, each consisting of a solid top line, a dashed middle line, and a solid bottom line.

Name: _____

CVCE
Read and Draw

1. Sam has on a white cap.
2. He has a brown bat.
3. Sam can see the base.
4. Jake is on the base.
5. Jake has on a blue cap.



Directions: Write a matching story.

Four sets of primary writing lines, each consisting of a solid top line, a dashed middle line, and a solid bottom line, for writing a story.

Name: _____

CVCE
Read and Draw

1. I can see a big hole.
2. I see green grass around the hole.
3. A pole is in the hole.
4. A brown mole is in it, too.
5. The mole has a snow cone.



Directions: Write a matching story.

Four sets of primary writing lines, each consisting of a solid top line, a dashed middle line, and a solid bottom line, for writing a story.

Name: _____

CVCE
Read and Draw

1. The man has on orange.
2. He has a job in a zone.
3. The man puts a cone at the zone.
4. A big van is in the zone, too.
5. It has a pic of a cone on it.



Directions: Write a matching story.

Four sets of primary writing lines, each consisting of a solid top line, a dashed middle line, and a solid bottom line, for writing a story.

Name: _____

CVCE
Read and Draw

1. Sam can see the cube.
2. The cube is a blue box. It has a lid.
3. Sam can see a white pad.
4. He can see the blue pen by the pad.
5. He can jot his vote on the pad.



Directions: Write a matching story.

Four sets of primary writing lines, each consisting of a solid top line, a dashed middle line, and a solid bottom line.

Name: _____

CVCE
Read and Draw

1. Jill woke up in the bed.
2. She can see the yellow sun.
3. Jill can see her cat on the bed, too.
4. The cat has a rope.
5. The rope is brown.



Directions: Write a matching story.

Four sets of primary writing lines, each consisting of a solid top line, a dashed middle line, and a solid bottom line, for writing a story.

Name: _____

CVCE
Read and Draw

1. I see two poles.
2. A line goes from pole to pole.
3. A green vine is on the line.
4. I see blue flowers on the vine.
5. There are flowers in a vase, too.



Directions: Write a matching story.

Four sets of primary writing lines, each consisting of a solid top line, a dashed middle line, and a solid bottom line, for writing a story.

Name: _____

CVCE
Read and Draw

1. Bip is a brown and gray dog.
2. Bip is under the big, yellow sun.
3. Bip is by a big hole.
4. The hole is in the green grass.
5. The hole has a brown bone in it.



Directions: Write a matching story.

Four sets of primary writing lines, each consisting of a solid top line, a dashed middle line, and a solid bottom line, for writing a story.

Name: _____

CVCE
Read and Draw

1. I see a yellow cab.
2. The cab is at a dune.
3. The yellow sun is up.
4. The dune has sand and hot fumes.
5. I see a snake by the cab.



Directions: Write a matching story.

Four sets of primary writing lines, each consisting of a solid top line, a dashed middle line, and a solid bottom line, for writing a story.

Name: _____

CVCE
Read and Draw

1. I can see a blue vase.
2. The vase has a red rose.
3. The vase has a pink rose.
4. The vase is on the brown table.
5. The brown table sits on a green rug.



Directions: Write a matching story.

Four sets of primary writing lines, each consisting of a solid top line, a dashed middle line, and a solid bottom line, for writing a story.

Name: _____

CVCE
Read and Draw

1. I see a brown table.
2. The table has a blue plate on it.
3. There are grapes on the plate.
4. I see Kate.
5. Kate has grapes in her hand.




Directions: Write a matching story.

Four sets of primary writing lines, each consisting of a solid top line, a dashed middle line, and a solid bottom line.

Name: _____

CVCE
Read and Draw

1. Sal can see a cage.
2. A big, tame cat is in the cage.
3. The big cat is brown and yellow.
4. It has a big mane on its face.
5. Sal will wave at the big cat.



Directions: Write a matching story.

Four sets of primary writing lines, each consisting of a solid top line, a dashed middle line, and a solid bottom line.

Name: _____

CVCE
Read and Draw

1. I see Kate and Nate at a park.
2. It is hot in the big, yellow sun.
3. Kate has a blue kite.
4. Nate has a green kite.
5. The kites fly in the blue sky.



Directions: Write a matching story.

Four sets of primary writing lines, each consisting of a solid top line, a dashed middle line, and a solid bottom line, for writing a story.

Name: _____

CVCE
Read and Draw

1. Pat and Peg stand by a gate.
2. The gate is next to a big pine tree.
3. The tree has brown pinecones.
4. The tree is under the yellow sun.
5. A blue bird flies by the sun.



Directions: Write a matching story.

Four sets of primary writing lines, each consisting of a solid top line, a dashed middle line, and a solid bottom line, for writing a story.

Name: _____

CVCE
Read and Draw

1. Bill stands by a big tree.
2. The tree has red, ripe apples on it.
3. Bill sees a hay bale under the tree.
4. A cute pup is on the hay bale.
5. The cute pup has an apple, too.



Directions: Write a matching story.

Four sets of primary writing lines, each consisting of a solid top line, a dashed middle line, and a solid bottom line, for writing a story.

Name: _____

CVCE
Read and Draw

1. I can see a dude by the lake.
2. He has a yellow tube.
3. The dude sees a big wave on the lake.
4. The wave is blue.
5. He sees five fish ride the wave.



Directions: Write a matching story.

Four sets of primary writing lines, each consisting of a solid top line, a dashed middle line, and a solid bottom line, for writing a story.

Name: _____

CVCE
Read and Draw

1. I see two gray mice.
2. The mice are on a blue rug.
3. The mice have cake.
4. Kate comes in and sees the mice.
5. Kate says, "Save me!"



Directions: Write a matching story.

Four sets of primary writing lines, each consisting of a solid top line, a dashed middle line, and a solid bottom line.

Name: _____

CVCE
Read and Draw

1. Jake is by his red bike.
2. Jake sees a plane.
3. The plane is flying by the sun.
4. The plane flies in the blue sky.
5. The plane flies over Jake's home.



Directions: Write a matching story.

Four sets of primary writing lines, each consisting of a solid top line, a dashed middle line, and a solid bottom line, for writing a story.

Name: _____

CVCE
Read and Draw

1. Jane is in a cave.
2. The cave is by a lake.
3. Jane is with Pete in the cave.
4. Pete has a rake.
5. Jane has a big pile.



Directions: Write a matching story.

Four sets of primary writing lines, each consisting of a solid top line, a dashed middle line, and a solid bottom line, for writing a story.

Name: _____

CVCE
Read and Draw



Directions: Write a matching story.

Handwriting practice area consisting of 10 sets of horizontal lines. Each set includes a solid top line, a dashed middle line, and a solid bottom line, providing a guide for letter height and placement.

Name: _____

Digraphs

Read and Draw

1. I can see my blue dish.
2. A chip with dip is on the dish.
3. A small fish is on the dish.
4. A bit of ham and cheese is on it.
5. The dish has one cherry on it, too.

Name: _____

Digraphs

Read and Draw

1. I see a big, green hill.
2. The hill is under the big sun.
3. A white sheep is on the hill.
4. A ram is with the sheep.
5. The sheep and the ram eat a bush.

Name: _____

Digraphs

Read and Draw

1. I see Shan.
2. She has on a dress.
3. Shan is at a shop.
4. The shop's name is Charm.
5. Shan has a shopping bag.

Name: _____

Digraphs

Read and Draw

1. Chad sees the big lake.
2. The lake shimmers in the sun.
3. Chad sees a big tree by the lake.
4. Chad sees cherries on the tree.
5. The tree gives a shadow.

Name:

Digraphs

Read and Draw

1. Chet can see a shack.
2. The shack is a cheese shop.
3. Chet has a lot of cash.
4. The shack has a bench by it.
5. The bench is brown.

Name: _____

Digraphs

Read and Draw

1. I can see a beach.
2. I am on the shore of the beach.
3. I can see a shark and its fin.
4. I can see a big whale, too.
5. The whale is blue.

Name:

Digraphs

Read and Draw

1. Beth has a pet cat.
2. The cat is orange with whiskers.
3. The cat has fish in its dish.
4. The cat is on the couch for a nap.
5. The couch is yellow.

Name: _____

Digraphs

Read and Draw

1. I can play chess with my dad.
2. The chess game is black and white.
3. We play chess on a blue mat.
4. We munch on chips while we play.
5. I sip a shake, too.

Name:

Digraphs

Read and Draw

1. I see a brown bench.
2. A kid with a blue shirt sits on it.
3. The kid has a pet dog.
4. The dog is black and on a leash.
5. The dog has lots of whiskers.

Name: _____

Digraphs

Read and Draw

1. A white dog is by a red chair.
2. The dog sees a gray cat march by.
3. A gray mouse chases a green ball.
4. I give the dog a big, brown bone.
5. The dog says, "Woof!"

Name: _____

Digraphs

Read and Draw

1. Tish sees a beach.
2. A ship sails away from the beach.
3. Tish sees a chest on the shore.
4. Tish sees cash by the chest.
5. A rain shower gets the cash wet.

Name: _____

Digraphs

Read and Draw

1. Chet sees a tall, brown shelf.
2. Chet is by the shelf.
3. Chet has on a green shirt.
4. The shelf is on a yellow rug.
5. The shelf has nice china on it.

Name: _____

Digraphs

Read and Draw

1. The mom set up the bath.
2. A cloth to wash with is on the tub.
3. The cloth is green.
4. Shampoo is on the shelf by the tub.
5. A blue bath mat is by the tub.

Name: _____

Digraphs

Read and Draw

1. Chance sits at the brown lunch table.
2. Chance puts his blue lunchbox down.
3. In his lunch he has chips.
4. He has a bit of fish and cheese, too.
5. He will drink a cherry shake.

Name:

Digraphs

Read and Draw

1. I can see a big ship.
2. The ship is red and white.
3. A shape is on the ship.
4. The shape is a pic of the Earth.
5. The Earth is blue and green.

Name: _____

Digraphs

Read and Draw

1. A nest is a on the brown branch.
2. The nest has a chick in it.
3. The chick is yellow.
4. A moth is by the branch.
5. The moth is brown and orange.

Name: _____

Digraphs

Read and Draw

1. I can see Faith.
2. Faith can teach math to the youth.
3. She has chalk to teach the math.
4. Faith has on a purple shirt.
5. The shirt has a pink patch on it.

Name: _____

Digraphs

Read and Draw

1. I am on the beach.
2. The beach has a pink shell on it.
3. A white shell is on the beach, too.
4. A shop is on the beach.
5. The shop sells lunch.

Name: _____

Digraphs

Read and Draw

1. A child is on the smooth path.
2. The hot sun can shine on the child.
3. The child has a thing with a flash.
4. The thing can take a photo.
5. The child has a watch on, too.

Name:

Digraphs

Read and Draw

1. I can see a brown chimp.
2. The chimp is in the shade of a bush.
3. The chimp can see a little moth.
4. The moth is by a branch.
5. A butterfly flies by the moth.

Name: _____

Digraphs

Read and Draw

1. Rob has a gray thimble.
2. The thimble is on his thumb.
3. He has gray cloth and a kit.
4. The cloth will be a patch for his shirt.
5. His shirt is green.

Name: _____

Digraphs

Read and Draw

1. Tish and Jim see a lake.
2. There is a path by the lake.
3. Tish is on the path with Jim.
4. Tish has a kite.
5. Jim has a stick.

Name: _____

Digraphs

Read and Draw

1. I see Cash and Mitch.
2. Cash has a rash.
3. Mitch does not have a rash.
4. Cash's mom will give him a shot.
5. Cash says, "Ouch!"

Name: _____

Digraphs

Read and Draw

1. A path is in the woods.
2. A big, green bush is on the path.
3. A chest is by the bush.
4. The chest is brown and shiny.
5. A lot of cash is in the chest.

Name: _____

Digraphs

Read and Draw

1. Jon is at a big show.
2. The show has a chimp at it.
3. Jon can see white sheep, too.
4. The show has a shop.
5. Jon can get a whistle at the shop.

Name: _____

Digraphs

Read and Draw

1. I can see my blue dish.
2. A chip with dip is on the dish.
3. A small fish is on the dish.
4. A bit of ham and cheese is on it.
5. The dish has one cherry on it, too.



Directions: Write a matching story.

Four sets of primary writing lines, each consisting of a solid top line, a dashed middle line, and a solid bottom line.

Name: _____

Digraphs

Read and Draw

1. I see a big, green hill.
2. The hill is under the big sun.
3. A white sheep is on the hill.
4. A ram is with the sheep.
5. The sheep and the ram eat a bush.



Directions: Write a matching story.

Four sets of primary writing lines, each consisting of a solid top line, a dashed middle line, and a solid bottom line.

Name: _____

Digraphs

Read and Draw

1. I see Shan.
2. She has on a dress.
3. Shan is at a shop.
4. The shop's name is Charm.
5. Shan has a shopping bag.



Directions: Write a matching story.

Four sets of primary writing lines, each consisting of a solid top line, a dashed middle line, and a solid bottom line, for writing a story.

Name: _____

Digraphs

Read and Draw

1. Chad sees the big lake.
2. The lake shimmers in the sun.
3. Chad sees a big tree by the lake.
4. Chad sees cherries on the tree.
5. The tree gives a shadow.



Directions: Write a matching story.

Four sets of primary writing lines, each consisting of a solid top line, a dashed middle line, and a solid bottom line, for writing a story.

Name: _____

Digraphs

Read and Draw

1. Chet can see a shack.
2. The shack is a cheese shop.
3. Chet has a lot of cash.
4. The shack has a bench by it.
5. The bench is brown.



Directions: Write a matching story.

Four sets of primary writing lines, each consisting of a solid top line, a dashed middle line, and a solid bottom line, for writing a story.

Name: _____

Digraphs

Read and Draw

1. I can see a beach.
2. I am on the shore of the beach.
3. I can see a shark and its fin.
4. I can see a big whale, too.
5. The whale is blue.



Directions: Write a matching story.


Four sets of primary writing lines, each consisting of a solid top line, a dashed middle line, and a solid bottom line, for writing a story.

Name: _____

Digraphs

Read and Draw

1. Beth has a pet cat.
2. The cat is orange with whiskers.
3. The cat has fish in its dish.
4. The cat is on the couch for a nap.
5. The couch is yellow.



Directions: Write a matching story.

Four sets of primary writing lines, each consisting of a solid top line, a dashed middle line, and a solid bottom line, for writing a story.

Name: _____

Digraphs

Read and Draw

1. I can play chess with my dad.
2. The chess game is black and white.
3. We play chess on a blue mat.
4. We munch on chips while we play.
5. I sip a shake, too.



Directions: Write a matching story.

Four sets of primary writing lines, each consisting of a solid top line, a dashed middle line, and a solid bottom line, for writing a story.

Name: _____

Digraphs

Read and Draw

1. I see a brown bench.
2. A kid with a blue shirt sits on it.
3. The kid has a pet dog.
4. The dog is black and on a leash.
5. The dog has lots of whiskers.



Directions: Write a matching story.

Four sets of primary writing lines, each consisting of a solid top line, a dashed middle line, and a solid bottom line, for writing a story.

Name: _____

Digraphs

Read and Draw

1. A white dog is by a red chair.
2. The dog sees a gray cat march by.
3. A gray mouse chases a green ball.
4. I give the dog a big, brown bone.
5. The dog says, "Woof!"



Directions: Write a matching story.

Four sets of primary writing lines, each consisting of a solid top line, a dashed middle line, and a solid bottom line, for writing a story.

Name: _____

Digraphs

Read and Draw

1. Tish sees a beach.
2. A ship sails away from the beach.
3. Tish sees a chest on the shore.
4. Tish sees cash by the chest.
5. A rain shower gets the cash wet.



Directions: Write a matching story.

Four sets of primary writing lines, each consisting of a solid top line, a dashed middle line, and a solid bottom line.

Name: _____

Digraphs

Read and Draw

1. Chet sees a tall, brown shelf.
2. Chet is by the shelf.
3. Chet has on a green shirt.
4. The shelf is on a yellow rug.
5. The shelf has nice china on it.



Directions: Write a matching story.

Four sets of primary writing lines, each consisting of a solid top line, a dashed middle line, and a solid bottom line, for writing a story.

Name: _____

Digraphs

Read and Draw

1. The mom set up the bath.
2. A cloth to wash with is on the tub.
3. The cloth is green.
4. Shampoo is on the shelf by the tub.
5. A blue bath mat is by the tub.



Directions: Write a matching story.

Four sets of primary writing lines, each consisting of a solid top line, a dashed middle line, and a solid bottom line, for writing a story.

Name: _____

Digraphs

Read and Draw

1. Chance sits at the brown lunch table.
2. Chance puts his blue lunchbox down.
3. In his lunch he has chips.
4. He has a bit of fish and cheese, too.
5. He will drink a cherry shake.



Directions: Write a matching story.

Four sets of primary writing lines, each consisting of a solid top line, a dashed middle line, and a solid bottom line, for writing a story.

Name: _____

Digraphs

Read and Draw

1. I can see a big ship.
2. The ship is red and white.
3. A shape is on the ship.
4. The shape is a pic of the Earth.
5. The Earth is blue and green.



Directions: Write a matching story.

Four sets of primary writing lines, each consisting of a solid top line, a dashed middle line, and a solid bottom line, for writing a story.

Name: _____

Digraphs

Read and Draw

1. A nest is a on the brown branch.
2. The nest has a chick in it.
3. The chick is yellow.
4. A moth is by the branch.
5. The moth is brown and orange.



Directions: Write a matching story.

Four sets of primary writing lines, each consisting of a solid top line, a dashed middle line, and a solid bottom line, for writing a story.

Name: _____

Digraphs

Read and Draw

1. I can see Faith.
2. Faith can teach math to the youth.
3. She has chalk to teach the math.
4. Faith has on a purple shirt.
5. The shirt has a pink patch on it.



Directions: Write a matching story.

Four sets of primary writing lines, each consisting of a solid top line, a dashed middle line, and a solid bottom line, for writing a story.

Name: _____

Digraphs

Read and Draw

1. I am on the beach.
2. The beach has a pink shell on it.
3. A white shell is on the beach, too.
4. A shop is on the beach.
5. The shop sells lunch.



Directions: Write a matching story.

Four sets of primary writing lines, each consisting of a solid top line, a dashed middle line, and a solid bottom line.

Name: _____

Digraphs

Read and Draw

1. A child is on the smooth path.
2. The hot sun can shine on the child.
3. The child has a thing with a flash.
4. The thing can take a photo.
5. The child has a watch on, too.



Directions: Write a matching story.

Four sets of primary writing lines, each consisting of a solid top line, a dashed middle line, and a solid bottom line, for writing a story.

Name: _____

Digraphs

Read and Draw

1. I can see a brown chimp.
2. The chimp is in the shade of a bush.
3. The chimp can see a little moth.
4. The moth is by a branch.
5. A butterfly flies by the moth.



Directions: Write a matching story.

Four sets of primary writing lines, each consisting of a solid top line, a dashed middle line, and a solid bottom line, for writing a story.

Name: _____

Digraphs

Read and Draw

1. Rob has a gray thimble.
2. The thimble is on his thumb.
3. He has gray cloth and a kit.
4. The cloth will be a patch for his shirt.
5. His shirt is green.



Directions: Write a matching story.

Four sets of primary writing lines, each consisting of a solid top line, a dashed middle line, and a solid bottom line.

Name: _____

Digraphs

Read and Draw

1. Tish and Jim see a lake.
2. There is a path by the lake.
3. Tish is on the path with Jim.
4. Tish has a kite.
5. Jim has a stick.



Directions: Write a matching story.


Four sets of primary writing lines, each consisting of a solid top line, a dashed middle line, and a solid bottom line, for writing a story.

Name: _____

Digraphs

Read and Draw

1. I see Cash and Mitch.
2. Cash has a rash.
3. Mitch does not have a rash.
4. Cash's mom will give him a shot.
5. Cash says, "Ouch!"



Directions: Write a matching story.

Four sets of primary writing lines, each consisting of a solid top line, a dashed middle line, and a solid bottom line, for writing a story.

Name: _____

Digraphs

Read and Draw

1. A path is in the woods.
2. A big, green bush is on the path.
3. A chest is by the bush.
4. The chest is brown and shiny.
5. A lot of cash is in the chest.



Directions: Write a matching story.

Four sets of primary writing lines, each consisting of a solid top line, a dashed middle line, and a solid bottom line, for writing a story.

Name: _____

Digraphs

Read and Draw

1. Jon is at a big show.
2. The show has a chimp at it.
3. Jon can see white sheep, too.
4. The show has a shop.
5. Jon can get a whistle at the shop.



Directions: Write a matching story.

Four sets of primary writing lines, each consisting of a solid top line, a dashed middle line, and a solid bottom line, for writing a story.

Name: _____

Digraphs

Read and Draw



Directions: Write a matching story.

Handwriting practice area consisting of 10 sets of horizontal lines. Each set includes a solid top line, a dashed middle line, and a solid bottom line, providing a guide for letter height and placement.

Name: _____

Blends

Read and Draw

1. I see a big branch.
2. I see a black crow on the branch.
3. I see a green frog under the branch.
4. The green frog has fruit.
5. I see two clouds and a blue sky.

Name: _____

Blends

Read and Draw

1. I can see a red crab.
2. The crab has two claws.
3. The crab can clamp onto the stick.
4. A clam is next to the crab.
5. The clam is pink and white.

Name: _____

Blends

Read and Draw

1. Frank can clean his home.
2. He has a brown broom.
3. The broom is on the floor by a mop.
4. Frank has a rag to dust with.
5. The rag is blue.

Name: _____

Blends

Read and Draw

1. Brad has a grill.
2. The grill is out in the tall, green grass.
3. I can see smoke come from the grill.
4. Brad has a steak on the grill.
5. A blue bird flies over the grill.

Name: _____

Blends

Read and Draw

1. I can spot a crib.
2. A tot is in the crib.
3. The tot will drink from a cup.
4. The drink is grape.
5. He will play with a truck in the crib.

Name: _____

Blends

Read and Draw

1. A snail is in the green grass.
2. It has a blue shell on its back.
3. A slug is in the grass, too.
4. The slug has a track of slime by it.
5. The slug is brown.

Name: _____

Blends

Read and Draw

1. I can see the skunk.
2. The skunk is black and white.
3. The skunk can spot a snack.
4. The snack is a plump plum.
5. It can sniff a purple prune, too.

Name: _____

Blends

Read and Draw

1. Stan is in his closet.
2. Stan has a spot on his sock.
3. His sock is blue.
4. Stan has a cloth.
5. The cloth is green.

Name:

Blends

Read and Draw

1. Grace can see the stall.
2. The stall is made of brick.
3. A steer is in the stall.
4. The stall has a sheep in it, too.
5. The sheep is white.

Name: _____

Blends

Read and Draw

1. A dragon is in the grass.
2. The dragon is blue with a purple scale.
3. The dragon has smoke.
4. It has big claws.
5. The claws are yellow.

Name: _____

Blends

Read and Draw

1. I can see a green trash can.
2. A brown crust is in the can.
3. Glass that has broke is in it, too.
4. The trash can is by the home.
5. The home is red and white.

Name: _____

Blends

Read and Draw

1. Drake is in band class.
2. He can see Draya.
3. Draya has a flute.
4. He can see a brown drum set.
5. The drum set goes, "Crash!"

Name: _____

Blends

Read and Draw

1. The man is by a big crane.
2. The crane is yellow.
3. It has a claw at the end.
4. The man has on a belt.
5. He has a drill in his hand.

Name: _____

Blends

Read and Draw

1. Fran is on a track.
2. The track is out in the hot sun.
3. Fran has on pink and yellow shorts.
4. Clint is on the track, too.
5. He has on blue and white shorts.

Name:

Blends

Read and Draw

1. I see a brown table.
2. I can see a glass on the table.
3. The glass has a crack in it.
4. A bottle of glue is by the glass.
5. The glue is dripping.

Name:

Blends

Read and Draw

1. Jen has on a pink dress.
2. The dress has blue frills on it.
3. It has a yellow brass pin on it.
4. Jen has on pink shoes.
5. She has a grin on her face.

Name: _____

Blends

Read and Draw

1. I can draw on the pad.
2. I can draw a green frog.
3. The frog is on a pad in a pond.
4. A brown stick is in the pond.
5. A grey stone is by the pond.

Name: _____

Blends

Read and Draw

1. Fred is at the park.
2. The sky is bright blue.
3. The sun is out, too.
4. Fred has a black bag.
5. Fred sees trash in the grass.

Name: _____

Blends

Read and Draw

1. The class is on a trip.
2. The trip is to a place with crops.
3. The crops are grapes.
4. The grapes are on a vine.
5. The class drove to the place in a bus.

Name: _____

Blends

Read and Draw

1. I can see a swan.
2. The swan is white.
3. The swan can swim in a pond.
4. The pond is blue.
5. A red crab is in the pond, too.

Name:

Blends

Read and Draw

1. I can see fresh bread.
2. A slice of it is on a green plate.
3. The plate has a purple plum on it, too.
4. I can see a glass of milk.
5. The milk is brown.

Name:

Blends

Read and Draw

1. There is a hose in the grass.
2. The hose can drip a bit.
3. It drips on a cricket.
4. The cricket is green.
5. The cricket is wet.

Name: _____

Blends

Read and Draw

1. I can see a troll.
2. The troll is a grump.
3. It has yellow claws.
4. The troll plays a trick on a skunk.
5. It sets up a trap for it.

Name: _____

Blends

Read and Draw

1. I can see a flock of sheep.
2. The sheep are white.
3. They are plump.
4. They munch on the green grass.
5. The grass is by a cliff.

Name:

Blends

Read and Draw

1. Clare can see snow.
2. The snow is on the grass.
3. She can see frost on the home.
4. She is on a sled.
5. The sled is red.

Name: _____

Blends

Read and Draw

1. I see a big branch.
2. I see a black crow on the branch.
3. I see a green frog under the branch.
4. The green frog has fruit.
5. I see two clouds and a blue sky.



Directions: Write a matching story.

Four sets of primary writing lines, each consisting of a solid top line, a dashed middle line, and a solid bottom line, for writing a story.

Name: _____

Blends

Read and Draw

1. I can see a red crab.
2. The crab has two claws.
3. The crab can clamp onto the stick.
4. A clam is next to the crab.
5. The clam is pink and white.



Directions: Write a matching story.

Four sets of primary writing lines, each consisting of a solid top line, a dashed middle line, and a solid bottom line, for writing a story.

Name: _____

Blends

Read and Draw

1. Frank can clean his home.
2. He has a brown broom.
3. The broom is on the floor by a mop.
4. Frank has a rag to dust with.
5. The rag is blue.



Directions: Write a matching story.

Four sets of primary writing lines, each consisting of a solid top line, a dashed middle line, and a solid bottom line.

Name: _____

Blends

Read and Draw

1. Brad has a grill.
2. The grill is out in the tall, green grass.
3. I can see smoke come from the grill.
4. Brad has a steak on the grill.
5. A blue bird flies over the grill.



Directions: Write a matching story.

Four sets of primary writing lines, each consisting of a solid top line, a dashed middle line, and a solid bottom line.

Name: _____

Blends

Read and Draw

1. I can spot a crib.
2. A tot is in the crib.
3. The tot will drink from a cup.
4. The drink is grape.
5. He will play with a truck in the crib.



Directions: Write a matching story.

Four sets of primary writing lines, each consisting of a solid top line, a dashed middle line, and a solid bottom line, for writing a story.

Name: _____

Blends

Read and Draw

1. A snail is in the green grass.
2. It has a blue shell on its back.
3. A slug is in the grass, too.
4. The slug has a track of slime by it.
5. The slug is brown.



Directions: Write a matching story.

Handwriting practice lines consisting of four sets of horizontal lines. Each set includes a solid top line, a dashed middle line, and a solid bottom line, providing a guide for letter height and placement.

Name: _____

Blends

Read and Draw

1. I can see the skunk.
2. The skunk is black and white.
3. The skunk can spot a snack.
4. The snack is a plump plum.
5. It can sniff a purple prune, too.



Directions: Write a matching story.

Four sets of primary writing lines, each consisting of a solid top line, a dashed middle line, and a solid bottom line, for writing a story.

Name: _____

Blends

Read and Draw

1. Stan is in his closet.
2. Stan has a spot on his sock.
3. His sock is blue.
4. Stan has a cloth.
5. The cloth is green.



Directions: Write a matching story.

Four sets of primary writing lines, each consisting of a solid top line, a dashed middle line, and a solid bottom line.

Name: _____

Blends

Read and Draw

1. Grace can see the stall.
2. The stall is made of brick.
3. A steer is in the stall.
4. The stall has a sheep in it, too.
5. The sheep is white.



Directions: Write a matching story.

Four sets of primary writing lines, each consisting of a solid top line, a dashed middle line, and a solid bottom line, for writing a story.

Name: _____

Blends

Read and Draw

1. A dragon is in the grass.
2. The dragon is blue with a purple scale.
3. The dragon has smoke.
4. It has big claws.
5. The claws are yellow.



Directions: Write a matching story.

Four sets of primary writing lines, each consisting of a solid top line, a dashed middle line, and a solid bottom line, for writing a story.

Name: _____

Blends

Read and Draw

1. I can see a green trash can.
2. A brown crust is in the can.
3. Glass that has broke is in it, too.
4. The trash can is by the home.
5. The home is red and white.



Directions: Write a matching story.

Four sets of primary writing lines, each consisting of a solid top line, a dashed middle line, and a solid bottom line, for writing a story.

Name: _____

Blends

Read and Draw

1. Drake is in band class.
2. He can see Draya.
3. Draya has a flute.
4. He can see a brown drum set.
5. The drum set goes, "Crash!"



Directions: Write a matching story.

Four sets of primary writing lines, each consisting of a solid top line, a dashed middle line, and a solid bottom line.

Name: _____

Blends

Read and Draw

1. The man is by a big crane.
2. The crane is yellow.
3. It has a claw at the end.
4. The man has on a belt.
5. He has a drill in his hand.



Directions: Write a matching story.

Four sets of primary writing lines, each consisting of a solid top line, a dashed middle line, and a solid bottom line, for writing a story.

Name: _____

Blends

Read and Draw

1. Fran is on a track.
2. The track is out in the hot sun.
3. Fran has on pink and yellow shorts.
4. Clint is on the track, too.
5. He has on blue and white shorts.



Directions: Write a matching story.

Four sets of primary writing lines, each consisting of a solid top line, a dashed middle line, and a solid bottom line, for writing a story.

Name: _____

Blends

Read and Draw

1. I see a brown table.
2. I can see a glass on the table.
3. The glass has a crack in it.
4. A bottle of glue is by the glass.
5. The glue is dripping.



Directions: Write a matching story.

Four sets of primary writing lines, each consisting of a solid top line, a dashed middle line, and a solid bottom line, for writing a story.

Name: _____

Blends

Read and Draw

1. Jen has on a pink dress.
2. The dress has blue frills on it.
3. It has a yellow brass pin on it.
4. Jen has on pink shoes.
5. She has a grin on her face.



Directions: Write a matching story.

Four sets of primary writing lines, each consisting of a solid top line, a dashed middle line, and a solid bottom line, for writing a story.

Name: _____

Blends

Read and Draw

1. I can draw on the pad.
2. I can draw a green frog.
3. The frog is on a pad in a pond.
4. A brown stick is in the pond.
5. A grey stone is by the pond.



Directions: Write a matching story.

Four sets of primary writing lines, each consisting of a solid top line, a dashed middle line, and a solid bottom line.

Name: _____

Blends

Read and Draw

1. Fred is at the park.
2. The sky is bright blue.
3. The sun is out, too.
4. Fred has a black bag.
5. Fred sees trash in the grass.



Directions: Write a matching story.

Four sets of primary writing lines, each consisting of a solid top line, a dashed middle line, and a solid bottom line.

Name: _____

Blends

Read and Draw

1. The class is on a trip.
2. The trip is to a place with crops.
3. The crops are grapes.
4. The grapes are on a vine.
5. The class drove to the place in a bus.



Directions: Write a matching story.

Four sets of primary writing lines, each consisting of a solid top line, a dashed middle line, and a solid bottom line, for writing a story.

Name: _____

Blends

Read and Draw

1. I can see a swan.
2. The swan is white.
3. The swan can swim in a pond.
4. The pond is blue.
5. A red crab is in the pond, too.



Directions: Write a matching story.

Four sets of primary writing lines, each consisting of a solid top line, a dashed middle line, and a solid bottom line, for writing a story.

Name: _____

Blends

Read and Draw

1. I can see fresh bread.
2. A slice of it is on a green plate.
3. The plate has a purple plum on it, too.
4. I can see a glass of milk.
5. The milk is brown.



Directions: Write a matching story.

Four sets of primary writing lines, each consisting of a solid top line, a dashed middle line, and a solid bottom line.

Name: _____

Blends

Read and Draw

1. There is a hose in the grass.
2. The hose can drip a bit.
3. It drips on a cricket.
4. The cricket is green.
5. The cricket is wet.



Directions: Write a matching story.

Four sets of primary writing lines, each consisting of a solid top line, a dashed middle line, and a solid bottom line, for writing a story.

Name: _____

Blends

Read and Draw

1. I can see a troll.
2. The troll is a grump.
3. It has yellow claws.
4. The troll plays a trick on a skunk.
5. It sets up a trap for it.



Directions: Write a matching story.

Four sets of primary writing lines, each consisting of a solid top line, a dashed middle line, and a solid bottom line, for writing a story.

Name: _____

Blends

Read and Draw

1. I can see a flock of sheep.
2. The sheep are white.
3. They are plump.
4. They munch on the green grass.
5. The grass is by a cliff.



Directions: Write a matching story.

Four sets of primary writing lines, each consisting of a solid top line, a dashed middle line, and a solid bottom line, for writing a story.

Name: _____

Blends

Read and Draw

1. Clare can see snow.
2. The snow is on the grass.
3. She can see frost on the home.
4. She is on a sled.
5. The sled is red.



Directions: Write a matching story.

Four sets of primary writing lines, each consisting of a solid top line, a dashed middle line, and a solid bottom line, for writing a story.

Name: _____

Blends

Read and Draw



Directions: Write a matching story.

Handwriting practice area consisting of 10 sets of horizontal lines. Each set includes a solid top line, a dashed middle line, and a solid bottom line, providing a guide for letter height and placement.